


Polymer PTC Resettable Fuse: KRL Type

240Vac Radial Leaded Type For Line Voltage Application



■ Features

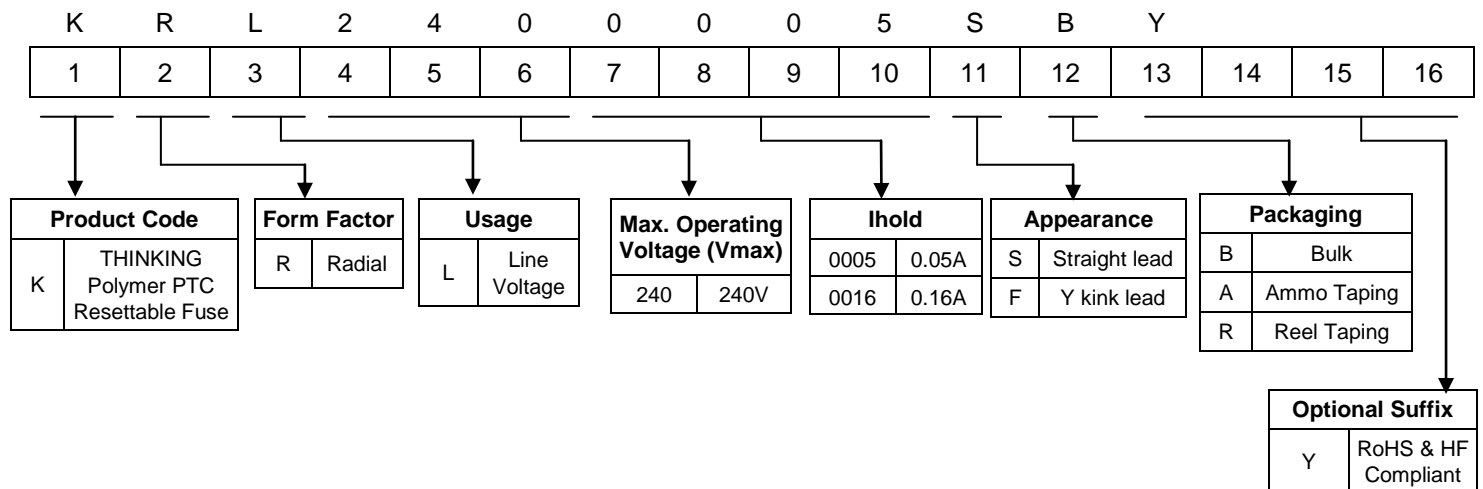
1. RoHS & Halogen-Free (HF) compliant
2. Radial leaded devices
3. Hold current ratings from 0.05A ~ 0.55A
4. Maximum operating voltage: 240Vac
5. Operating & storage temperature range : -40 ~ +85°C
6. Agency Approval: UL / cUL / TUV



■ Recommended Applications

1. Motors
2. Transformers
3. Power supplies
4. Industrial controllers
5. Home appliance

■ Part Number Code

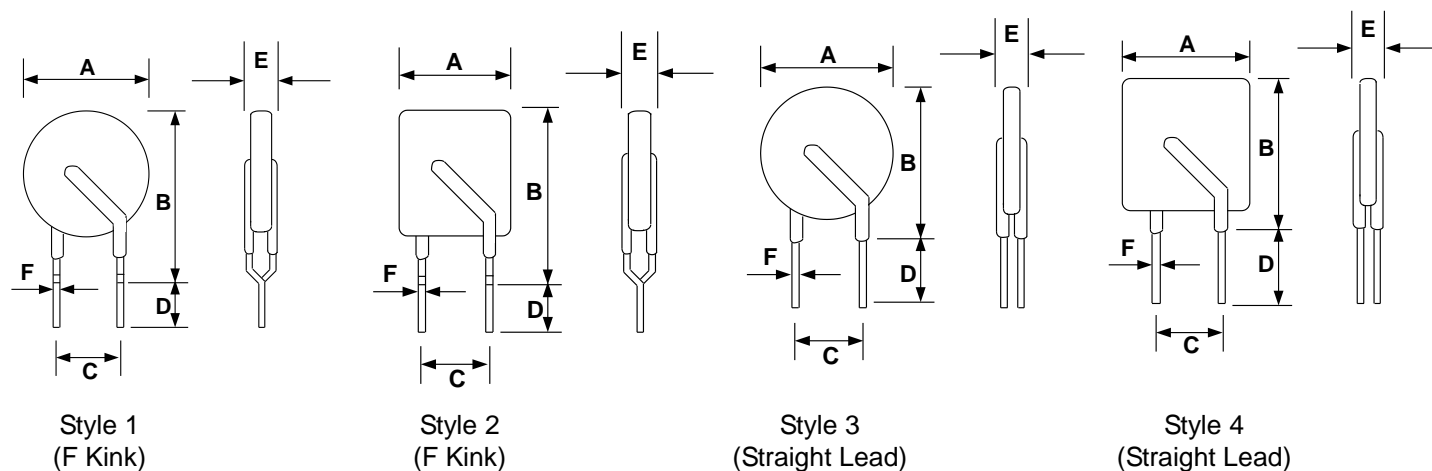


Polymer PTC Resettable Fuse: KRL Type

240Vac Radial Leded Type For Line Voltage Application



■ Structure and Dimensions



Marking: Device is marked with product type, Vmax, and I hold.

(Unit:mm)

Part No.	A		B				C		D		E		F		Figure
	Min.	Max.	F Kink		Straight Lead		Min.	Max.	Min.	Max.	Min.	Max.	Min.	Max.	Style
			Min.	Max.	Min.	Max.									
KRL2400005	6.4	8.3	6.4	12.1	6.4	10.7	4.2	5.8	7.6	11.6	2.6	4.6	0.48	0.52	1,3
KRL2400008	5.0	8.3	5.0	12.4	5.0	10.7	4.2	5.8	7.6	11.6	2.6	4.6	0.48	0.52	1,3
KRL2400012	6.4	8.3	6.4	12.9	6.4	10.7	4.2	5.8	7.6	11.6	2.6	3.8	0.48	0.52	1,3
KRL2400016	7.3	9.9	7.3	13.8	7.3	12.5	4.2	5.8	7.6	11.6	2.6	3.8	0.48	0.52	1,3
KRL2400025	7.5	9.6	11.5	18.8	11.5	17.4	4.2	5.8	7.6	11.6	2.6	3.8	0.58	0.62	2,4
KRL2400033	8.6	11.4	11.5	19.0	11.5	16.5	4.2	5.8	7.6	11.6	2.6	3.8	0.58	0.62	2,4
KRL2400040	9.5	11.5	13.5	20.9	13.5	19.5	4.2	5.8	7.6	11.6	2.6	3.8	0.58	0.62	2,4
KRL2400055	10.5	14.0	11.5	22.4	11.5	21.7	4.2	5.8	7.6	11.6	2.6	4.1	0.78	0.82	2,4
KRL2400075	9.5	11.5	13.5	13.5	23.4	25.0	4.2	5.8	7.6	11.6	2.6	4.8	0.78	0.82	2,4
KRL2400100	16.0	18.7	16.0	16.0	24.4	26.0	9.2	10.8	7.6	11.6	2.6	5.1	0.78	0.82	1,3
KRL2400125	18.0	21.2	18.0	18.0	27.4	29.0	9.2	10.8	7.6	11.6	2.6	5.3	0.78	0.82	1,3
KRL2400135	15.2	16.3	19.0	19.0	24.3	26.0	4.2	5.8	7.6	11.6	2.6	4.1	0.78	0.82	2,4
KRL2400200	22.0	24.9	22.0	22.0	33.8	35.0	9.2	10.8	7.6	11.6	2.6	6.1	0.78	0.82	2,4

Polymer PTC Resettable Fuse: KRL Type

240Vac Radial Leaded Type For Line Voltage Application



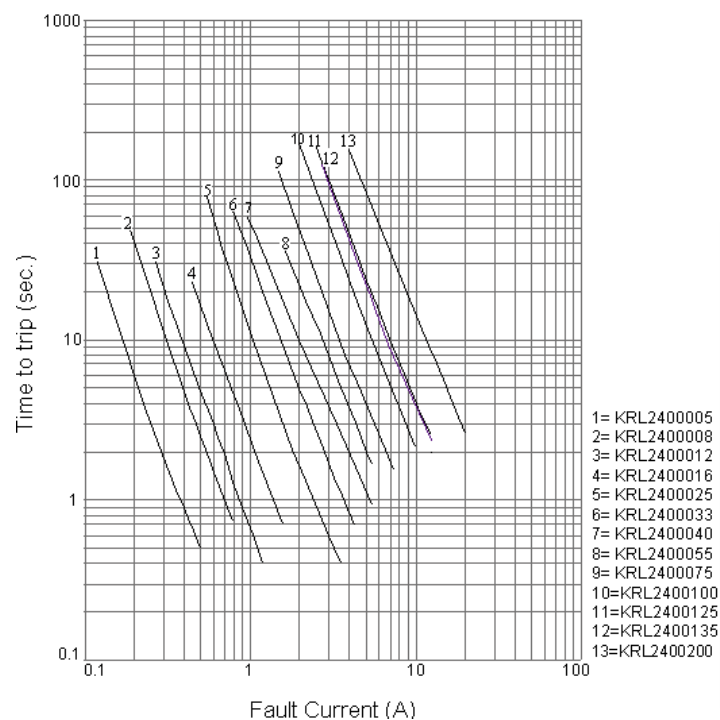
■ Electrical Characteristics at 23°C

Part No.	V _{max.}	V _{interrupt}	I _{max.}	I _{hold}	I _{trip}	P _d (Typ.)	Max. Time to Trip		Resistance		Safety Approvals	
							Current	Time	Initial R _i	Post Trip R ₁	UL/ cUL	TUV
							(A)	(Sec.)	Min. (Ω)	Max. (Ω)		
KRL2400005	240	265	1.00	0.05	0.12	0.70	0.25	15.00	18.500	65.000	√	√
KRL2400008	240	265	1.20	0.08	0.19	0.80	0.40	15.00	7.400	26.000	√	√
KRL2400012	240	265	1.20	0.12	0.30	1.00	0.60	15.00	3.000	12.000	√	√
KRL2400016	240	265	2.00	0.16	0.37	1.40	0.80	15.00	2.500	7.800	√	√
KRL2400025	240	265	3.50	0.25	0.56	1.50	1.25	18.50	1.300	3.800	√	√
KRL2400033	240	265	4.50	0.33	0.74	1.70	1.65	21.00	0.770	2.600	√	√
KRL2400040	240	265	5.50	0.40	0.90	2.00	2.00	24.00	0.600	1.900	√	√
KRL2400055	240	265	7.00	0.55	1.25	3.40	2.75	26.00	0.450	1.450	√	√
KRL2400075	240	265	7.50	0.75	1.50	2.6	3.75	18.00	0.250	0.84	√	
KRL2400100	240	265	10.00	1.00	2.00	2.9	5.00	21.00	0.179	0.58	√	
KRL2400125	240	265	12.50	1.25	2.50	3.3	6.25	23.00	0.117	0.44	√	
KRL2400135	240	265	13.50	1.35	2.70	4.0	6.75	20.00	0.109	0.30	√	
KRL2400200	240	265	20.00	2.00	4.00	4.5	10.00	36.00	0.075	0.22	√	

Note: UL&cUL File No: E138827

TUV File No: J50218395

■ Typical Time to Trip Curves at 23°C



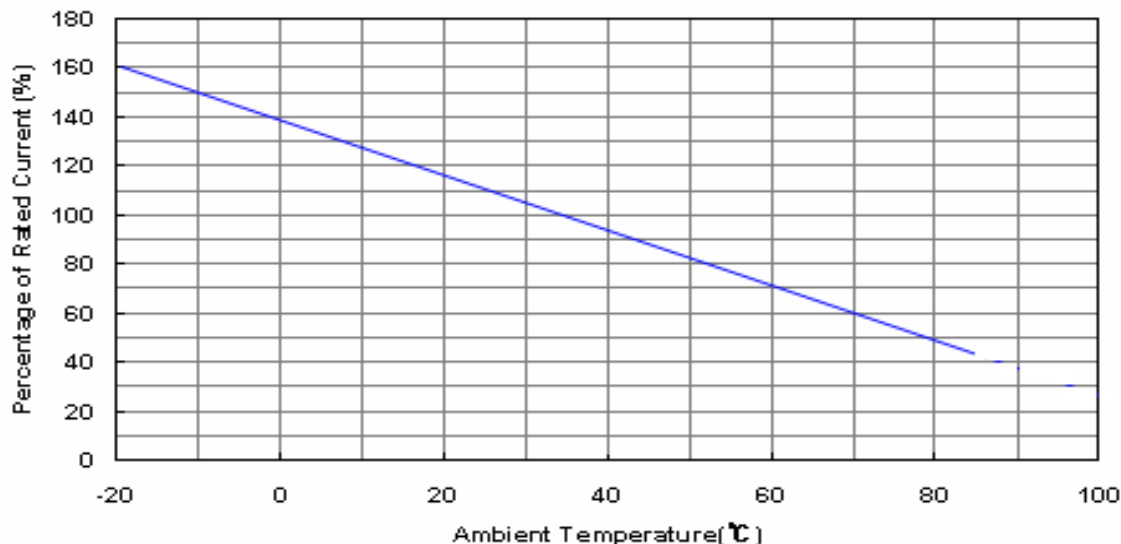
Polymer PTC Resettable Fuse: KRL Type

240Vac Radial Leded Type For Line Voltage Application



■ Ihold & Itrip Thermal Derating Curve

Derating Curve for KRL240 Series



■ Ihold Thermal Derating Chart

(Unit: A)

Part no	Ambient Temperature							
	-20°C	0°C	23°C	40°C	50°C	60°C	70°C	85°C
KRL2400005	0.08	0.06	0.05	0.04	0.04	0.03	0.03	0.02
KRL2400008	0.12	0.10	0.08	0.07	0.06	0.05	0.04	0.03
KRL2400012	0.18	0.15	0.12	0.10	0.09	0.07	0.06	0.04
KRL2400016	0.24	0.20	0.16	0.13	0.11	0.10	0.08	0.05
KRL2400025	0.38	0.32	0.25	0.21	0.18	0.15	0.13	0.09
KRL2400033	0.50	0.42	0.33	0.27	0.23	0.20	0.17	0.11
KRL2400040	0.61	0.51	0.40	0.33	0.28	0.24	0.20	0.14
KRL2400055	0.80	0.68	0.55	0.46	0.40	0.35	0.29	0.22
KRL2400075	1.23	0.98	0.75	0.60	0.56	0.49	0.45	0.41
KRL2400100	1.65	1.30	1.00	0.80	0.75	0.65	0.60	0.55
KRL2400125	2.06	1.63	1.25	1.00	0.94	0.81	0.75	0.69
KRL2400135	2.00	1.65	1.35	1.12	1.01	0.90	0.78	0.65
KRL2400200	3.30	2.60	2.00	1.60	1.50	1.30	1.20	1.10

Polymer PTC Resettable Fuse: KRL Type

240Vac Radial Leded Type For Line Voltage Application



■ Reliability

Item	Standard	Test Condition/methods	Criteria
Resistance to Soldering Heat	IEC 60068-2-58	260 ± 5°C, 10±1 sec	Rf<R1max, No visible damage
Passive Aging	IEC 60738-1	85±5°C, 1000±24hrs	±5% typical resistance change
Humidity Aging	IEC 60068-2-78	85±5°C, 80~85%RH, 1000±5hrs	±5% typical resistance change
Rapid Change of Temperature	IEC 60738-1	85±5/-40±5°C, 10 cycles, Duration:30min	±5% typical resistance change
Overload Endurance	UL 1434	Vmax, 120% Imax, 50 cycles Vmax, 300% Itrip, 6000 cycles	No visible damage
Trip Endurance	UL 1434	Vmax, Itrip ≤ I ≤ Imax, 1000±24hrs	No visible damage

■ Packaging

Devices are taped according to IEC 60286-2 standards. See table below and Fig. 1~5 for details.

Description	EIA Mark	Dimensions (mm)	Tolerance (mm)
Sprocket hole pitch	P ₀	12.70	±0.3
Ordinate to adjacent component lead KRL2400005~KRL2400075, KRL2400135	P ₁	3.85	±0.7
Ordinate to adjacent component lead KRL2400100, KRL2400125, KRL2400200		7.7	±0.7
Device pitch KRL2400005-KRL2400040, KRL2400075	P	12.70	±1.0
Device pitch KRL2400055, KRL2400135, KRL2400100, KRL2400125, KRL2400200		25.40	
Carrier tape width	W	18.00	+1/-0.5
Top distance between tape edges	W ₂	3.00	Max
Hold-down tape width	W ₀	12.00	±1.5
Sprocket hole position	W ₁	9.00	+0.75/-0.5
Lead spacing KRL2400005~KRL2400075, KRL2400135,	F	5.00	±0.8
Lead spacing KRL2400100, KRL2400125, KRL2400200		10.00	±0.8
Lead diameter KRL2400005~KRL2400016	d	0.50	±0.02
Lead diameter KRL2400025~KRL2400040		0.60	
Lead diameter KRL2400055~KRL2400200		0.80	
Abscissa to top KRL2400005-KRL2400016	H ₁	32.20	Max
Abscissa to top KRL2400025-KRL2400200		47.50	
Abscissa to plane (straight lead)	H	18.00	+2/-0
Abscissa to plane (kinked lead)	H ₀	16.00	±0.5
Sprocket hole diameter	D ₀	4.00	±0.2
Lead protrusion	L ₁	0.50	Max
Tape thickness	T	0.60	±0.2
Body tape plane deviation	Δh	2.00	Max.
Body lateral deviation	Δp	1.00	Max.
Reel width	W3	See reel specification	±1
Reel diameter		340.00	±10.0
Arbor hold diameter	n0	31.00	±1
Core diameter	n	80.00	Min.

Polymer PTC Resettable Fuse: KRL Type

240Vac Radial Leded Type For Line Voltage Application



- Taping Specification

Fig. 1 For KRL2400005 ~ KRL2400016

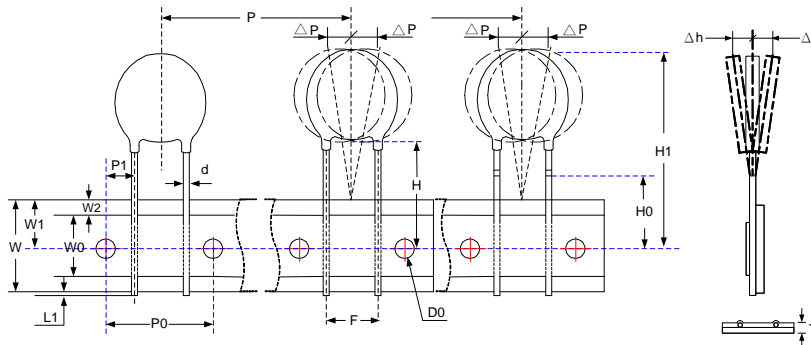


Fig. 2 For KRL2400025 - KRL2400055, KRL2400075, KRL2400135

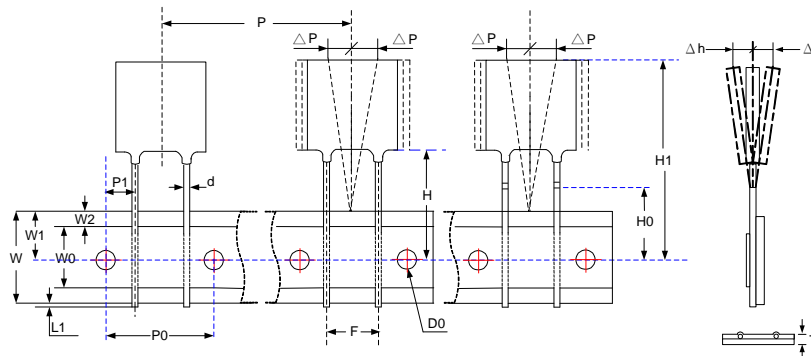


Fig. 3 For KRL240100 and KRL2400125

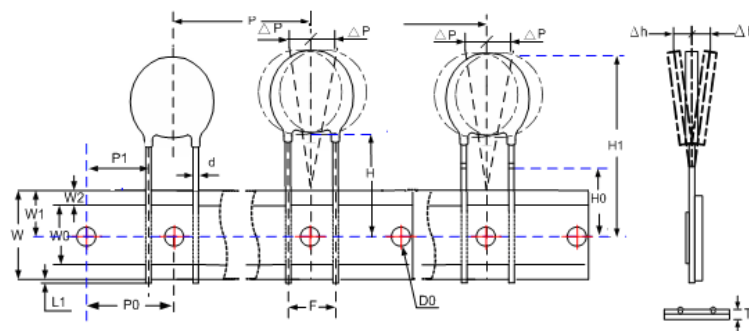
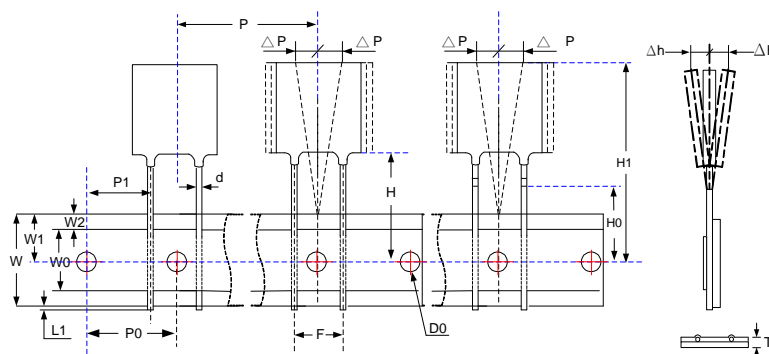


Fig. 4 For KRL2400200

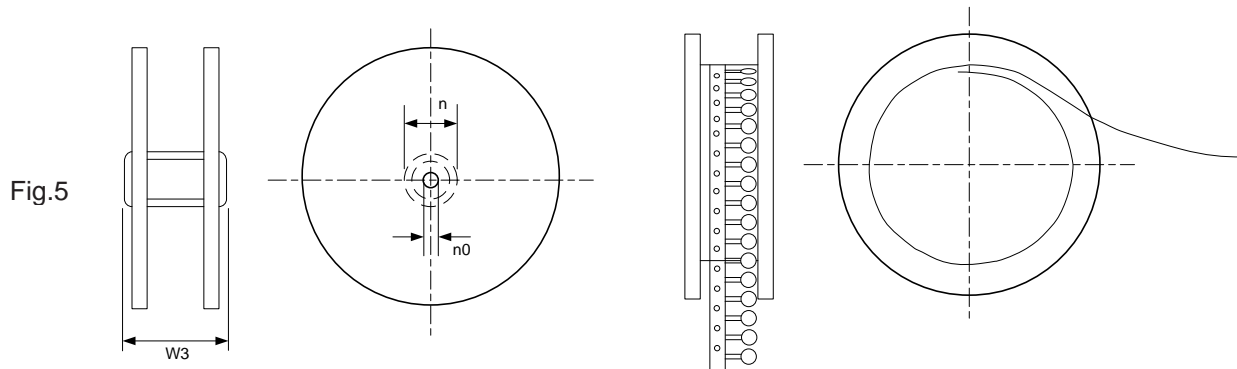


Polymer PTC Resettable Fuse: KRL Type

240Vac Radial Leaded Type For Line Voltage Application



● Reel Specification



Series	W3 (mm)
KRL2400005~0100	46±1
KRL2400125, KRL2400135, KRL2400200	52±1

■ Quantity

● Bulk Packing

Series	Quantity (pcs/bag)
KRL240 (0005~0075)	500
KRL240 (0100~0200)	250

● Reel Packing

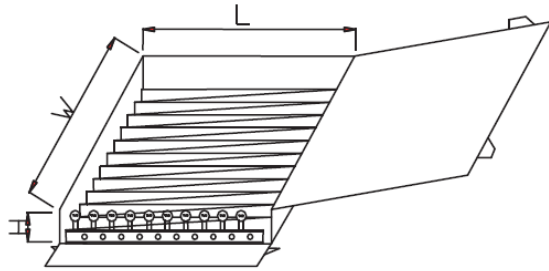
Series	Quantity (pcs/reel)
KRL240 (0005~0016)	2,000
KRL240 (0025~0040, 0075)	1,500
KRL240 (0055, 0100)	1,000
KRL240 (0125~0200)	1,000

● Ammo Packing

Series	Quantity (pcs/box)
KRL240 (0005~0016)	1,000
KRL240 (0025~0200)	500

Polymer PTC Resettable Fuse: KRL Type

240Vac Radial Leaded Type For Line Voltage Application



(Unit: mm)

Series	W	L	H
KRL240 (0005~0200)	345	275	55

■ Warehouse Storage Conditions of Products

- Storage Conditions :
 1. Storage Temperature: $-10^{\circ}\text{C} \sim +40^{\circ}\text{C}$
 2. Relative humidity: $\leq 75\% \text{RH}$
 3. Thermistors must be kept away from sunlight and stored in a non-corrosive atmosphere.
- Period of Storage: 1 year